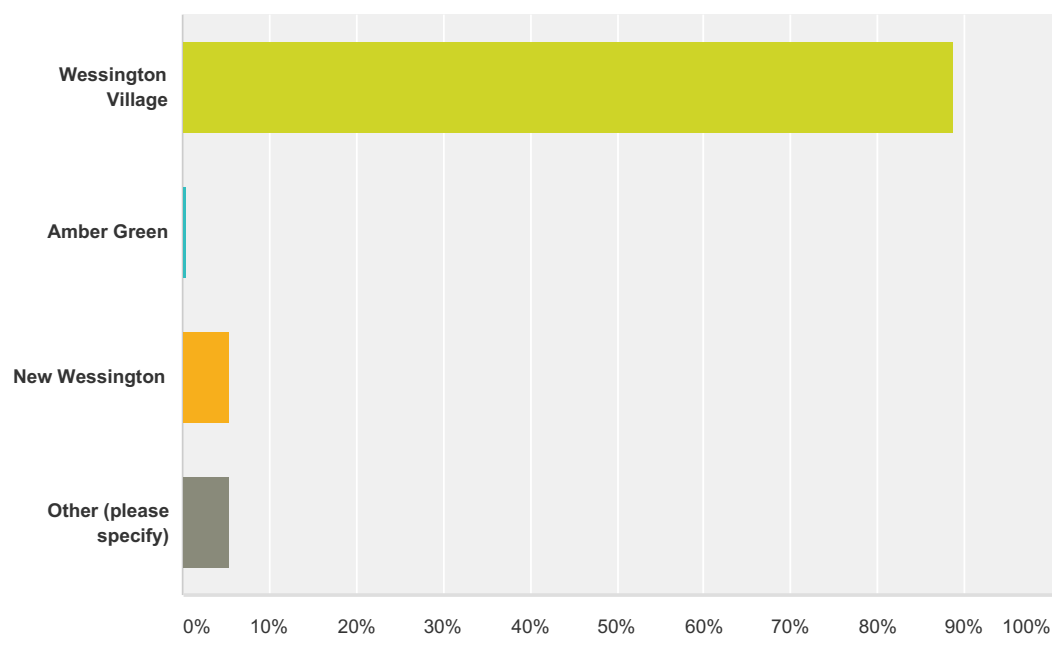


Q1 Where in Wessington Parish do you live? (please tick)

Answered: 258 Skipped: 2



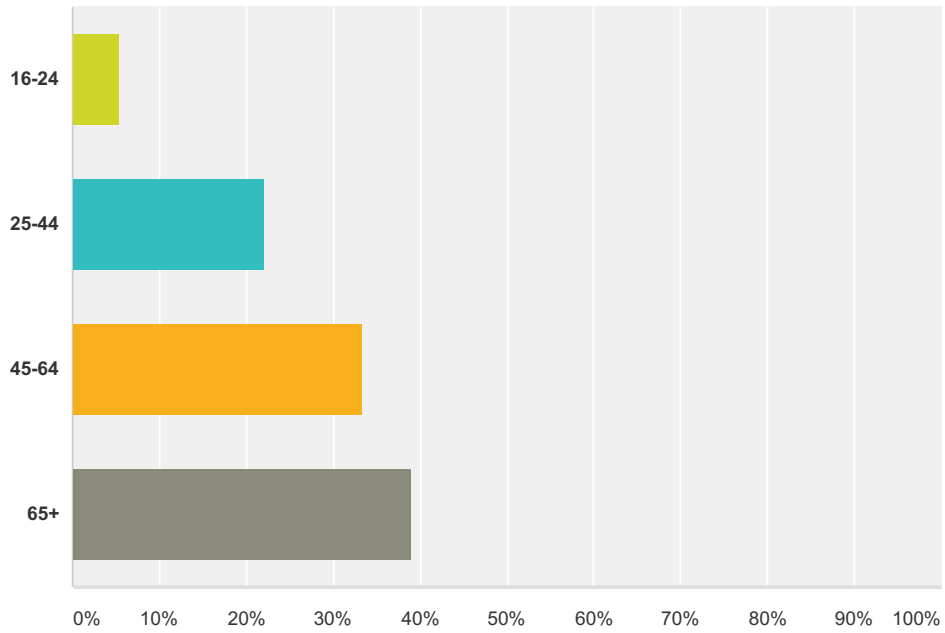
Answer Choices	Responses	Count
Wessington Village	88.76%	229
Amber Green	0.39%	1
New Wessington	5.43%	14
Other (please specify)	5.43%	14
Total		258

Q2 What is your postcode?

Answered: 254 Skipped: 6

Q3 What is your age? (please tick)

Answered: 254 Skipped: 6



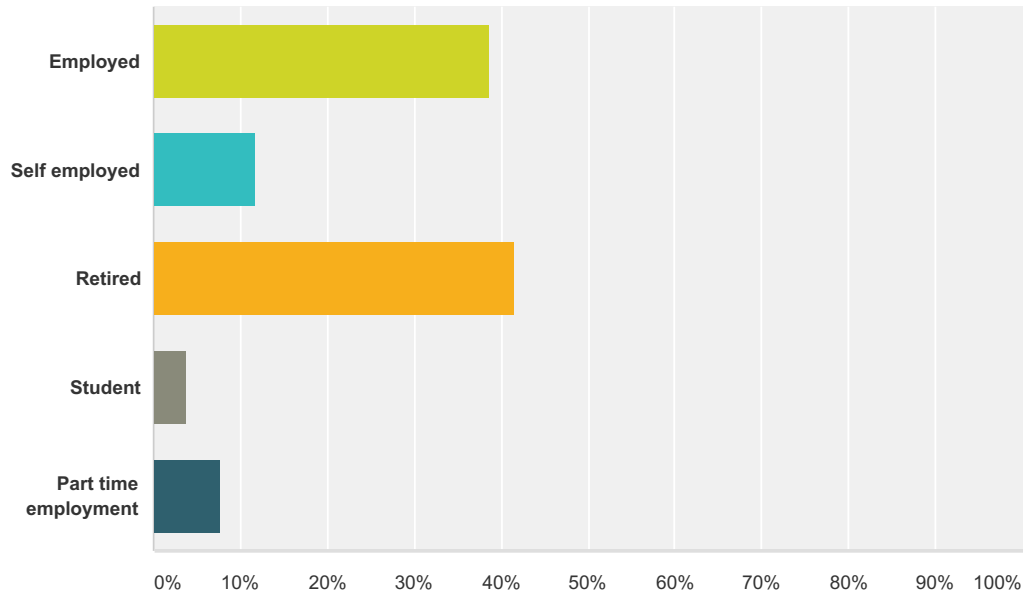
Answer Choices	Responses
16-24	5.51% 14
25-44	22.05% 56
45-64	33.46% 85
65+	38.98% 99
Total	254

**Q4 How long have you lived in Wessington
Parish?**

Answered: 258 Skipped: 2

Q5 What is your work related status?

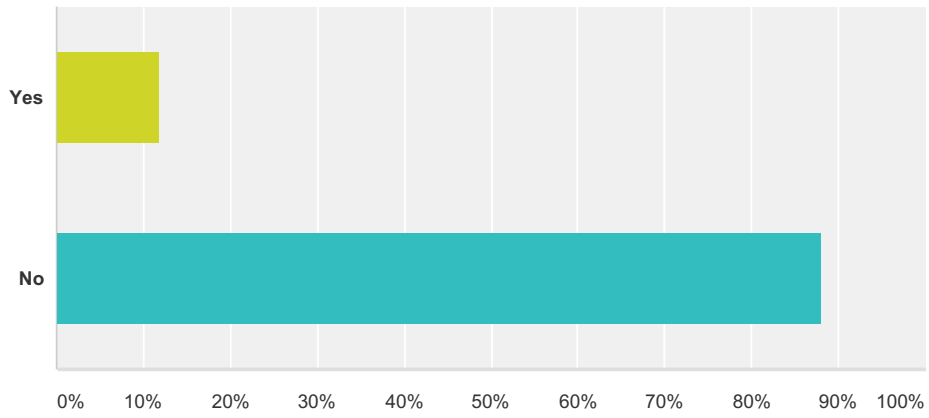
Answered: 246 Skipped: 14



Answer Choices	Responses
Employed	38.62% 95
Self employed	11.79% 29
Retired	41.46% 102
Student	3.66% 9
Part time employment	7.72% 19
Total Respondents: 246	

Q6 If you are in employment, do you work within Wessington Parish

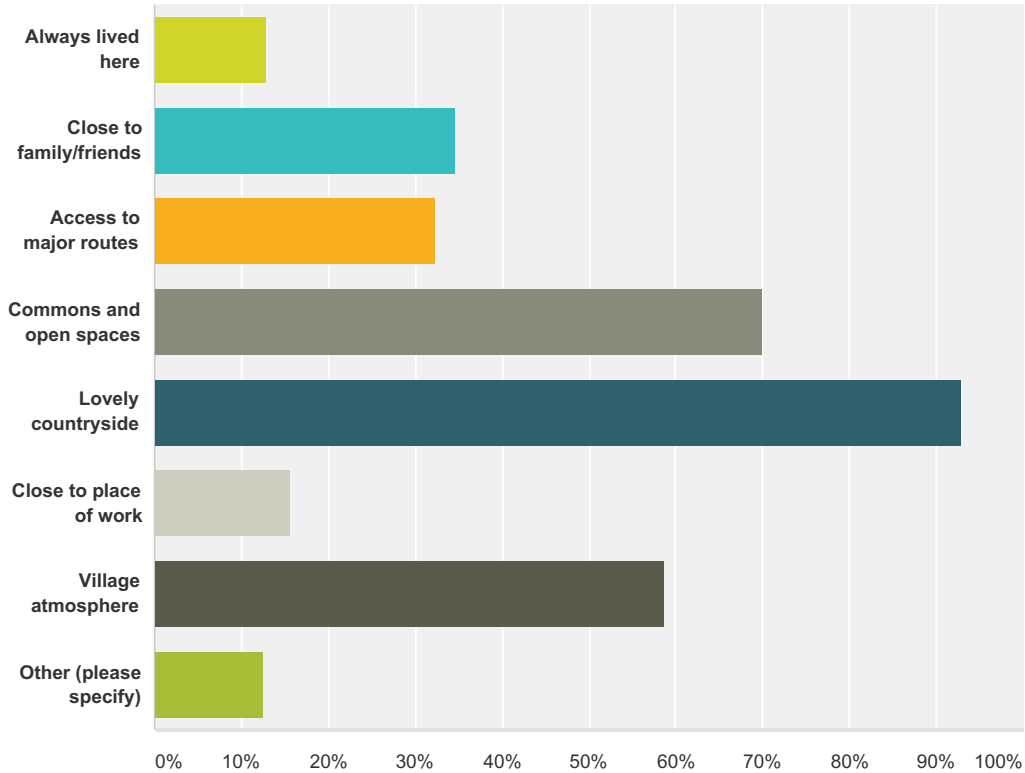
Answered: 150 Skipped: 110



Answer Choices	Responses	
Yes	12.00%	18
No	88.00%	132
Total		150

Q7 What do you like most about living within Wessington Parish? (please tick all that apply)

Answered: 257 Skipped: 3



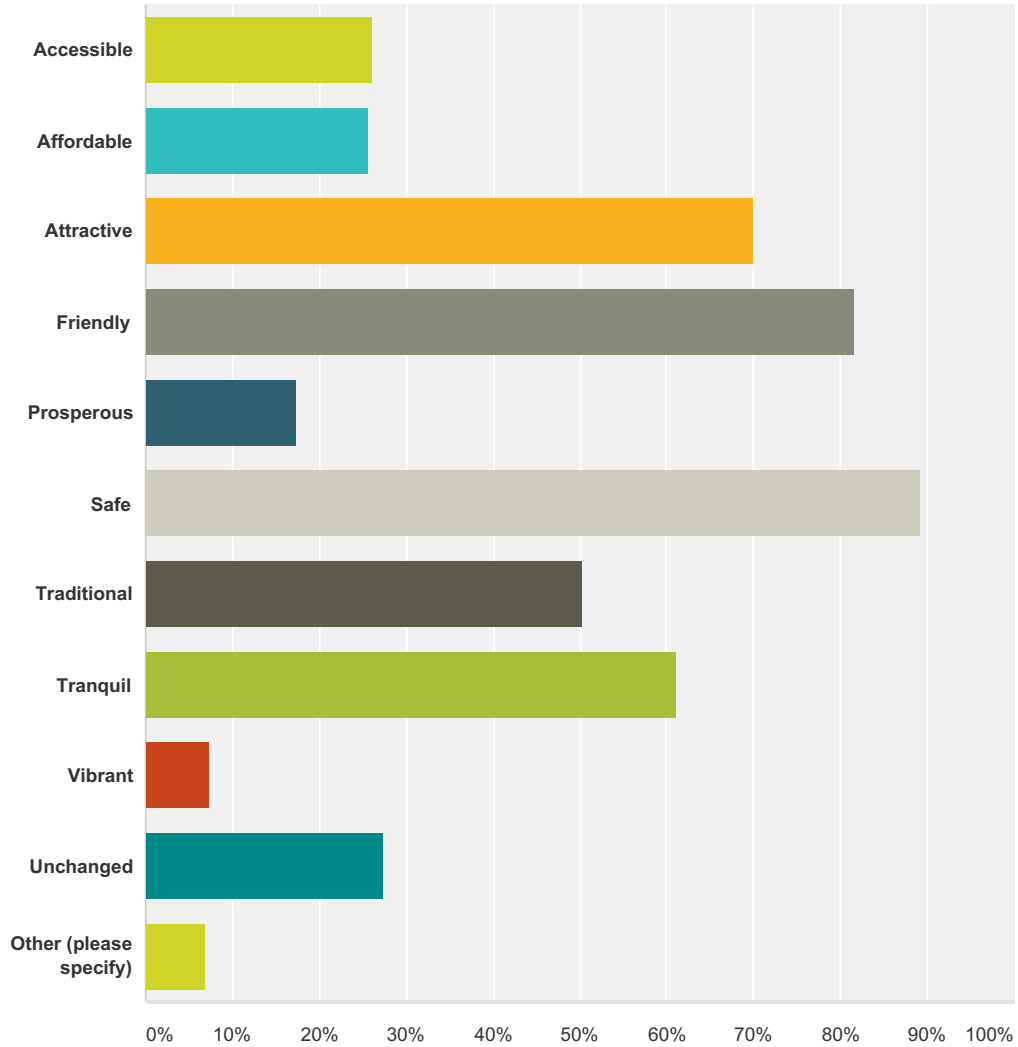
Answer Choices	Responses
Always lived here	12.84% 33
Close to family/friends	34.63% 89
Access to major routes	32.30% 83
Commons and open spaces	70.04% 180
Lovely countryside	93.00% 239
Close to place of work	15.56% 40
Village atmosphere	58.75% 151
Other (please specify)	12.45% 32
Total Respondents: 257	

Q8 What could be improved?

Answered: 182 Skipped: 78

Q9 How would you like Wessington Parish described in 15 years time? (please tick up to 5)

Answered: 260 Skipped: 0



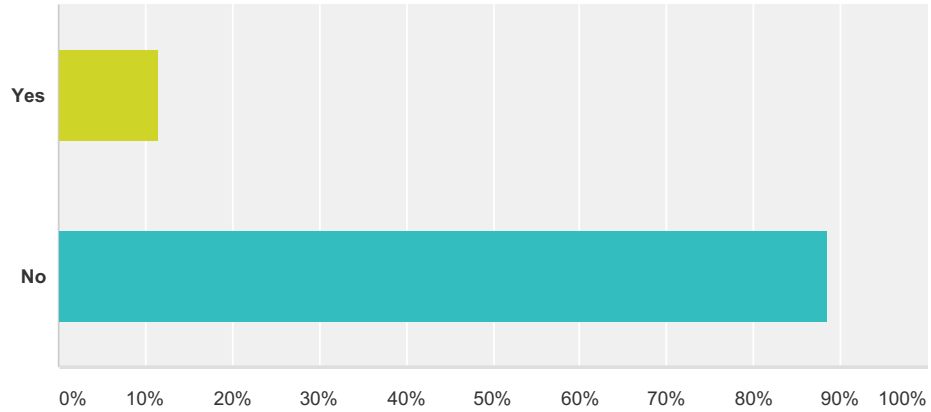
Answer Choices	Responses
Accessible	26.15% 68
Affordable	25.77% 67
Attractive	70.00% 182
Friendly	81.54% 212
Prosperous	17.31% 45
Safe	89.23% 232
Traditional	50.38% 131
Tranquil	61.15% 159

Neighbourhood Plan Questionnaire

Vibrant	7.31%	19
Unchanged	27.31%	71
Other (please specify)	6.92%	18
Total Respondents: 260		

Q10 Within the past five years, has anyone in your household had to move away or stay living with you due to lack of alternative housing in the Wessington Parish? (please tick)

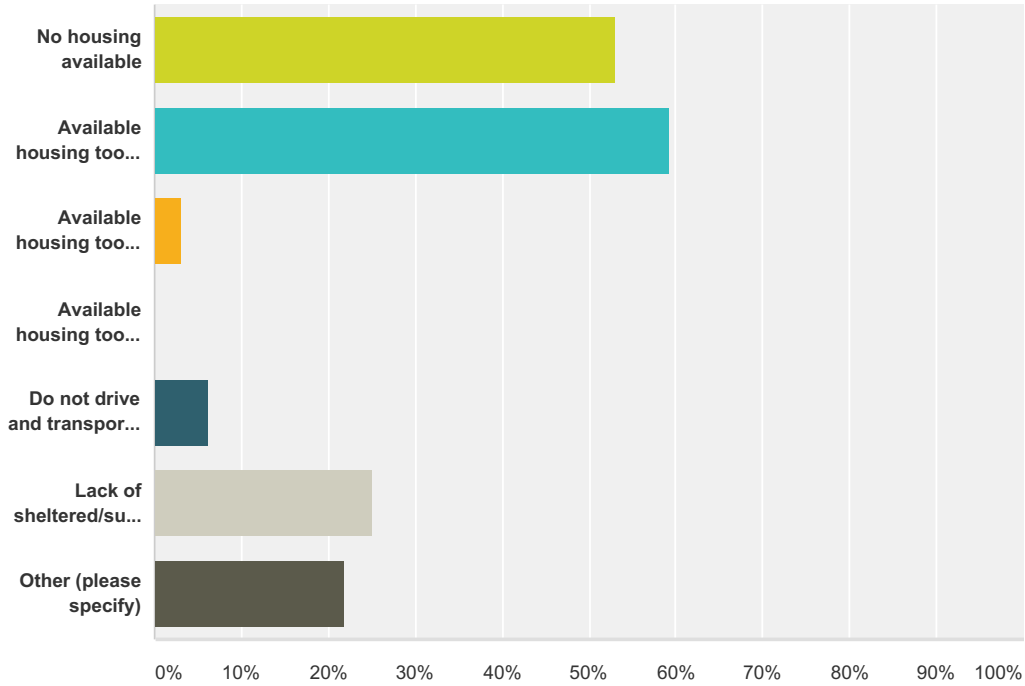
Answered: 253 Skipped: 7



Answer Choices	Responses
Yes	11.46% 29
No	88.54% 224
Total	253

Q11 If you answered Yes to Question 10, please provide details (tick all that apply). If No go to Question 12

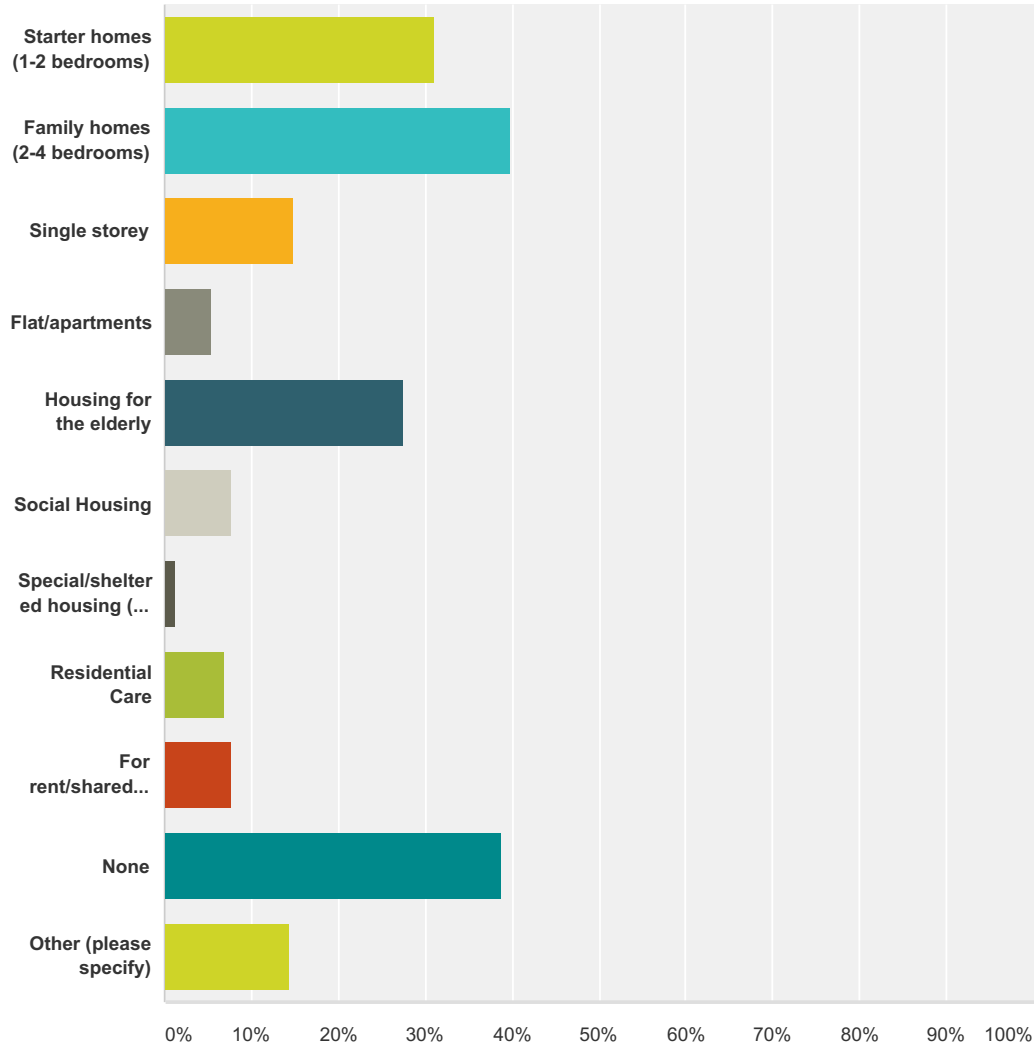
Answered: 32 Skipped: 228



Answer Choices	Responses
No housing available	53.13% 17
Available housing too expensive	59.38% 19
Available housing too large	3.13% 1
Available housing too small	0.00% 0
Do not drive and transport is a problem	6.25% 2
Lack of sheltered/supported housing	25.00% 8
Other (please specify)	21.88% 7
Total Respondents: 32	

Q12 What sort of new housing (if any) do you want to see built within Wessington Parish? (please tick all that apply)

Answered: 258 Skipped: 2



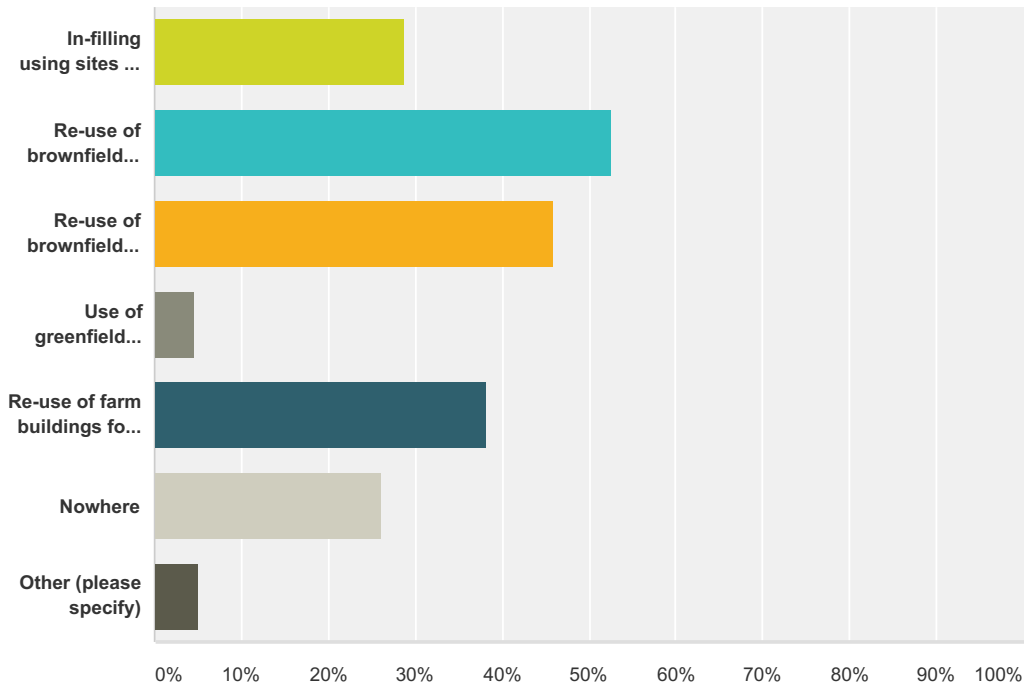
Answer Choices	Responses
Starter homes (1-2 bedrooms)	31.01% 80
Family homes (2-4 bedrooms)	39.92% 103
Single storey	14.73% 38
Flat/apartments	5.43% 14
Housing for the elderly	27.52% 71
Social Housing	7.75% 20
Special/sheltered housing (not elderly)	1.16% 3
Residential Care	6.98% 18

Neighbourhood Plan Questionnaire

For rent/shared ownership	7.75%	20
None	38.76%	100
Other (please specify)	14.34%	37
Total Respondents: 258		

Q13 Thinking about sustainable development in Wessington Parish over the next 15 years, where do you think priorities in house building should be? (please tick all you would support) (Note: Brownfield site means land that has been used before by a business and has been cleared for redevelopment)

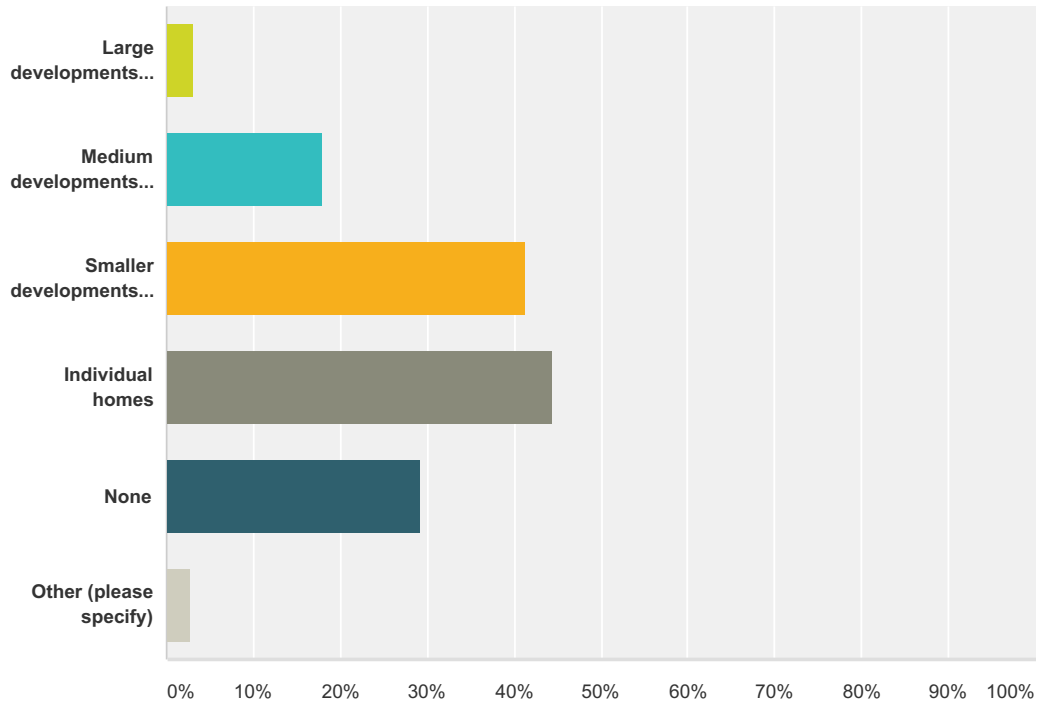
Answered: 257 Skipped: 3



Answer Choices	Responses
In-filling using sites in existing built up areas	28.79% 74
Re-use of brownfield sites in the village	52.53% 135
Re-use of brownfield sites outside the village and settlements	45.91% 118
Use of greenfield sites outside of the village and settlements	4.67% 12
Re-use of farm buildings for housing	38.13% 98
Nowhere	26.07% 67
Other (please specify)	5.06% 13
Total Respondents: 257	

Q14 What size of housing developments do you think would be most appropriate in the Wessington Parish ? (please tick all that apply)

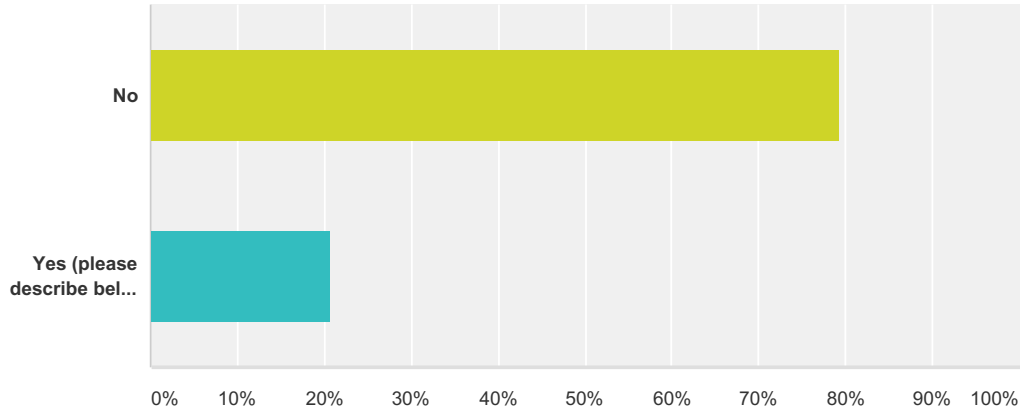
Answered: 256 Skipped: 4



Answer Choices	Responses
Large developments (more than 30 houses)	3.13% 8
Medium developments (15-30 houses)	17.97% 46
Smaller developments (less than 15 houses)	41.41% 106
Individual homes	44.53% 114
None	29.30% 75
Other (please specify)	2.73% 7
Total Respondents: 256	

Q15 Are there any sites you think suitable for new housing development within the Wessington Parish?

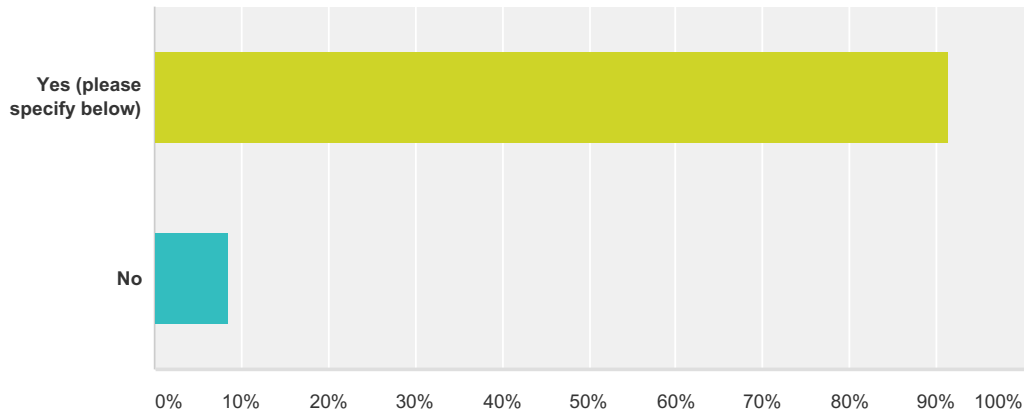
Answered: 218 Skipped: 42



Answer Choices	Responses	
No	79.36%	173
Yes (please describe below and state why you think they are suitable)	20.64%	45
Total Respondents: 218		

Q16 Are there any areas of land you think should be protected from development?

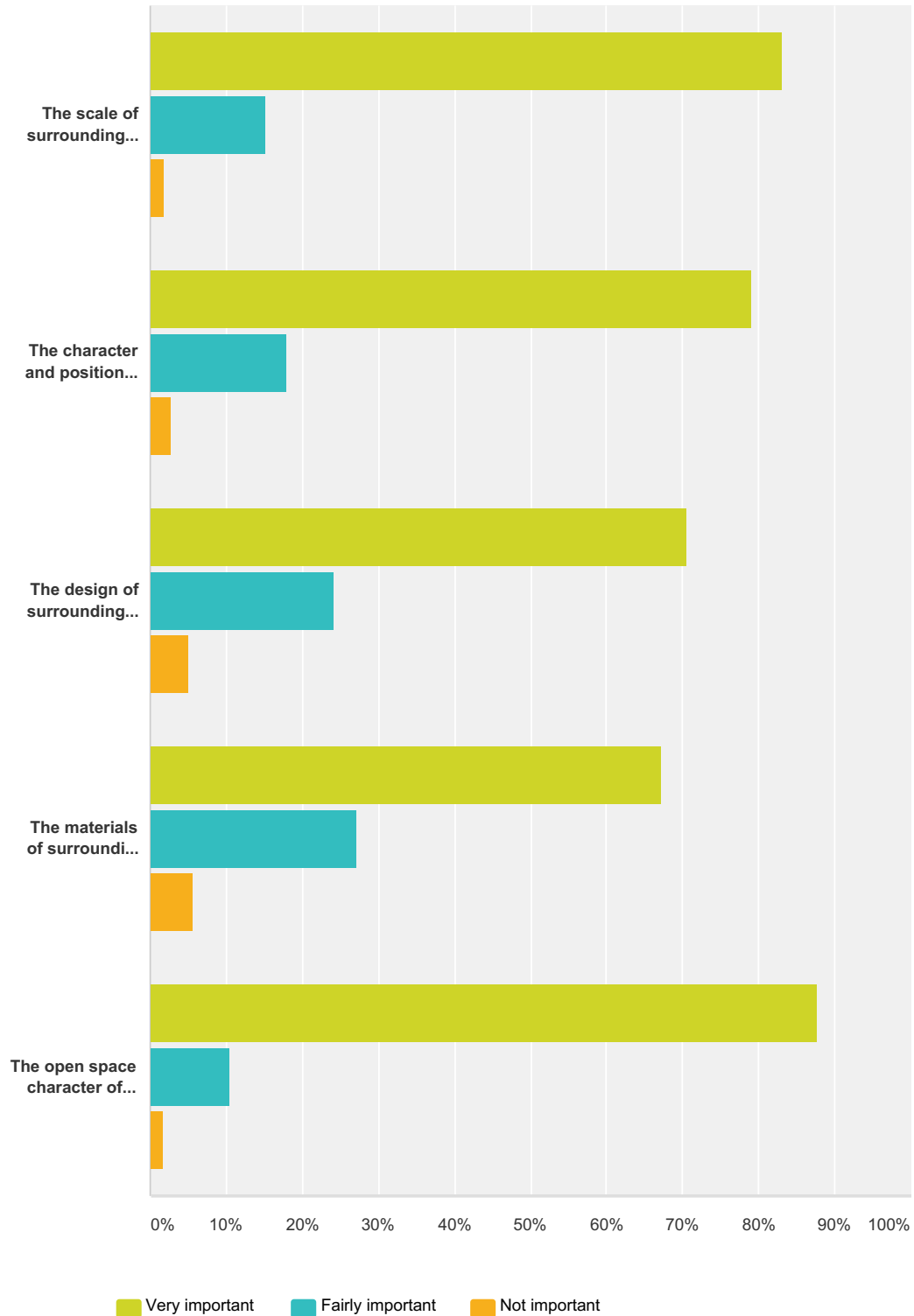
Answered: 233 Skipped: 27



Answer Choices	Responses	
Yes (please specify below)	91.42%	213
No	8.58%	20
Total		233

Q17 How important is it that new development, including extensions, are sympathetic to the following? (please tick all)

Answered: 242 Skipped: 18

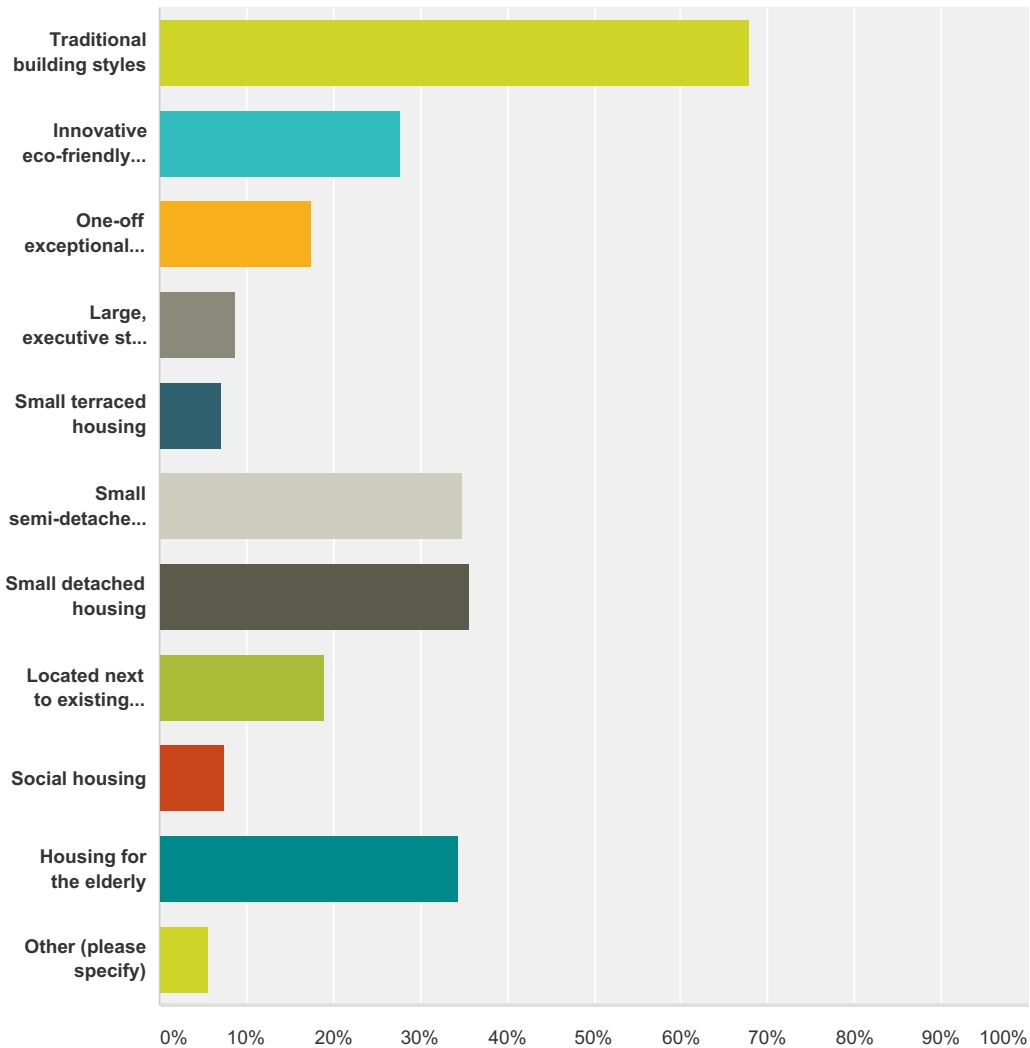


Neighbourhood Plan Questionnaire

	Very important	Fairly important	Not important	Total
The scale of surrounding buildings	83.04% 186	15.18% 34	1.79% 4	224
The character and positioning of surrounding buildings	79.17% 171	18.06% 39	2.78% 6	216
The design of surrounding buildings	70.64% 154	24.31% 53	5.05% 11	218
The materials of surrounding buildings	67.29% 144	27.10% 58	5.61% 12	214
The open space character of the village and settlements of the parish	87.72% 200	10.53% 24	1.75% 4	228

Q18 If new housing development takes place which of the following would you prefer it to be? (please tick all that apply)

Answered: 252 Skipped: 8



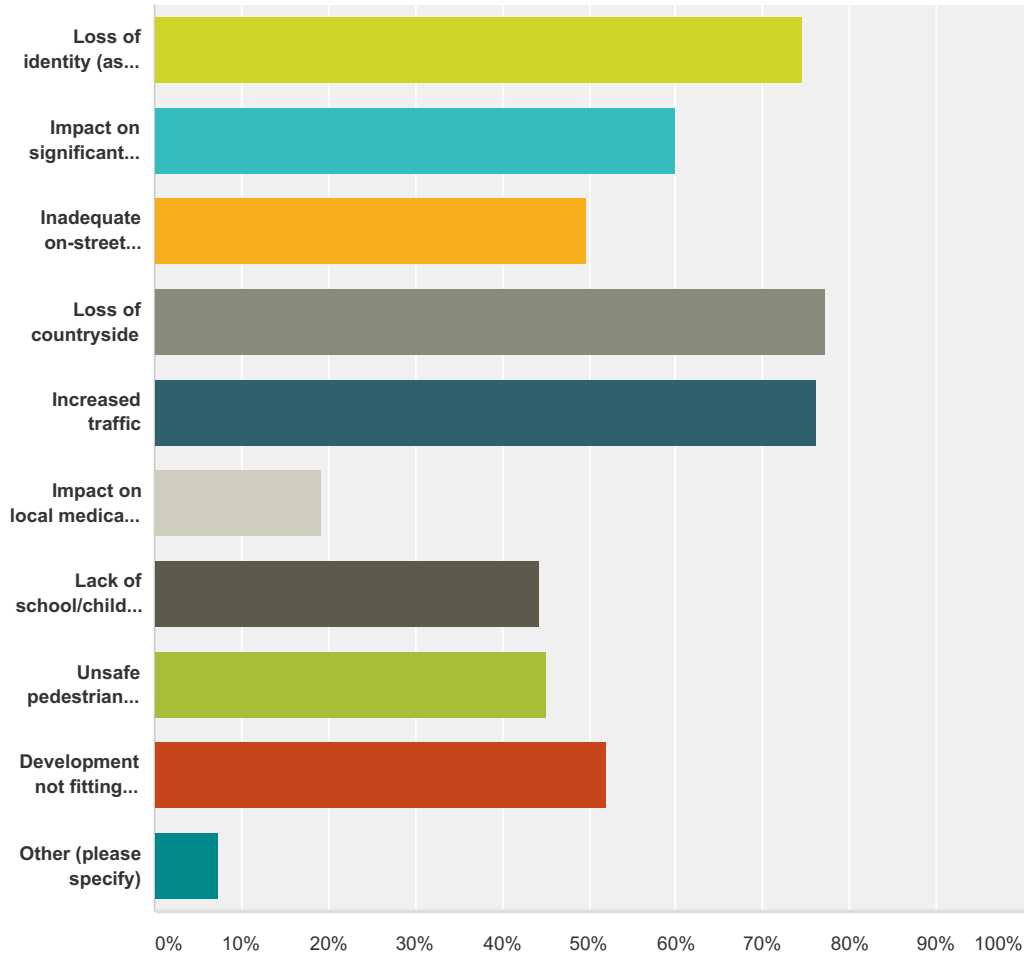
Answer Choices	Responses
Traditional building styles	67.86% 171
Innovative eco-friendly design	27.78% 70
One-off exceptional design	17.46% 44
Large, executive style housing	8.73% 22
Small terraced housing	7.14% 18
Small semi-detached housing	34.92% 88
Small detached housing	35.71% 90
Located next to existing buildings	19.05% 48

Neighbourhood Plan Questionnaire

Social housing	7.54%	19
Housing for the elderly	34.52%	87
Other (please specify)	5.56%	14
Total Respondents: 252		

Q19 What worries you most about further development within the Wessington Parish? (please tick up to 5)

Answered: 260 Skipped: 0



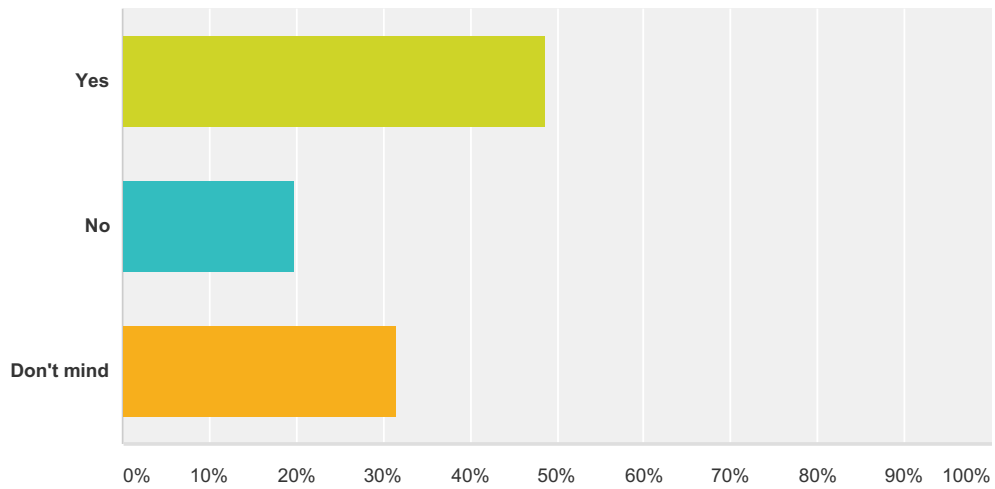
Answer Choices	Responses
Loss of identity (as a village etc)	74.62% 194
Impact on significant views	60.00% 156
Inadequate on-street parking	49.62% 129
Loss of countryside	77.31% 201
Increased traffic	76.15% 198
Impact on local medical and care facilities	19.23% 50
Lack of school/childcare places	44.23% 115
Unsafe pedestrian routes	45.00% 117
Development not fitting with the current character of the area	51.92% 135
Other (please specify)	7.31% 19

Neighbourhood Plan Questionnaire

Total Respondents: 260

Q20 Should new business be encouraged within the Wessington Parish?

Answered: 253 Skipped: 7



Answer Choices	Responses
Yes	48.62% 123
No	19.76% 50
Don't mind	31.62% 80
Total	253

Q21 Whattype of new business would you find acceptable?

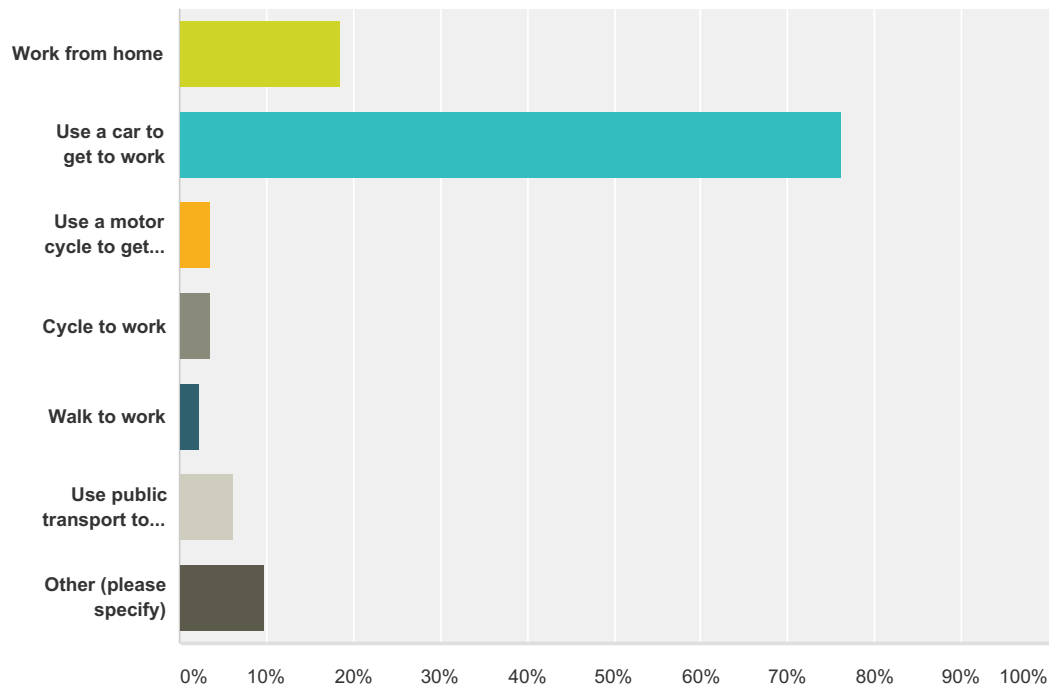
Answered: 202 Skipped: 58

Q22 What type of new business would you find unacceptable?

Answered: 163 Skipped: 97

Q23 How do you travel to work? (please tick all that apply)

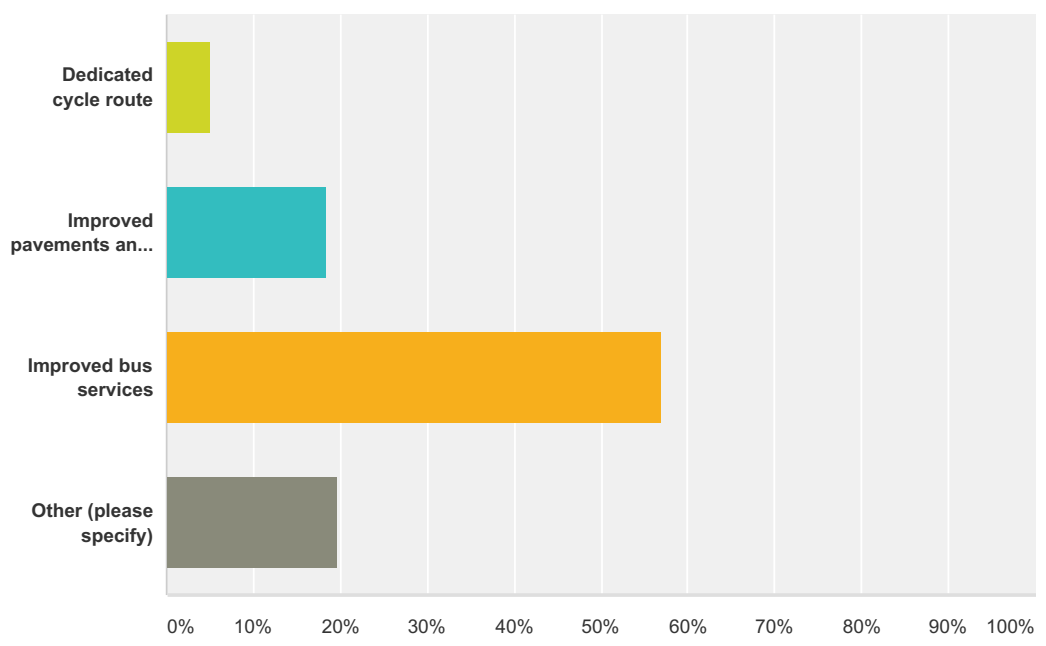
Answered: 173 Skipped: 87



Answer Choices	Responses
Work from home	18.50% 32
Use a car to get to work	76.30% 132
Use a motor cycle to get to work	3.47% 6
Cycle to work	3.47% 6
Walk to work	2.31% 4
Use public transport to get to work	6.36% 11
Other (please specify)	9.83% 17
Total Respondents: 173	

Q24 What changes in the parish would make it easier to get to work?

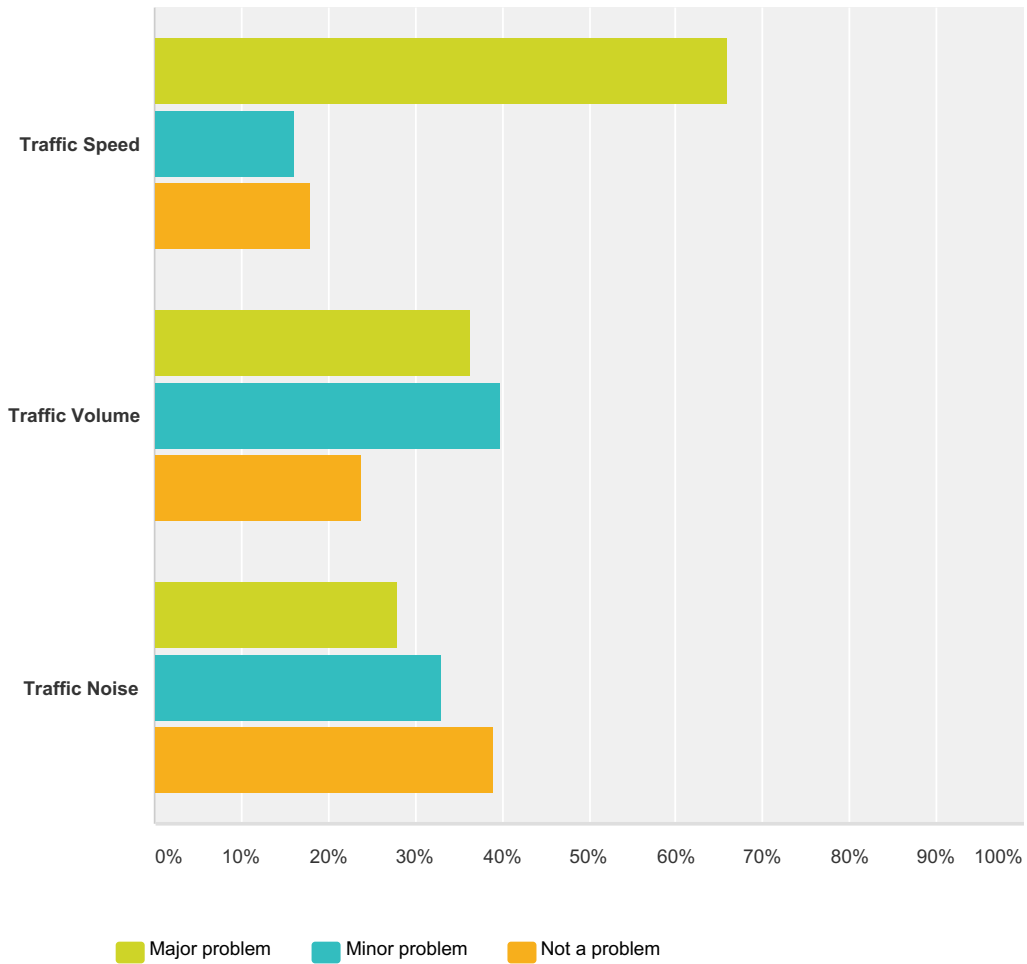
Answered: 163 Skipped: 97



Answer Choices	Responses
Dedicated cycle route	4.91% 8
Improved pavements and walkways	18.40% 30
Improved bus services	57.06% 93
Other (please specify)	19.63% 32
Total	163

Q25 Thinking of where you live, how much of a problem are the following traffic issues? (please tick all that apply)

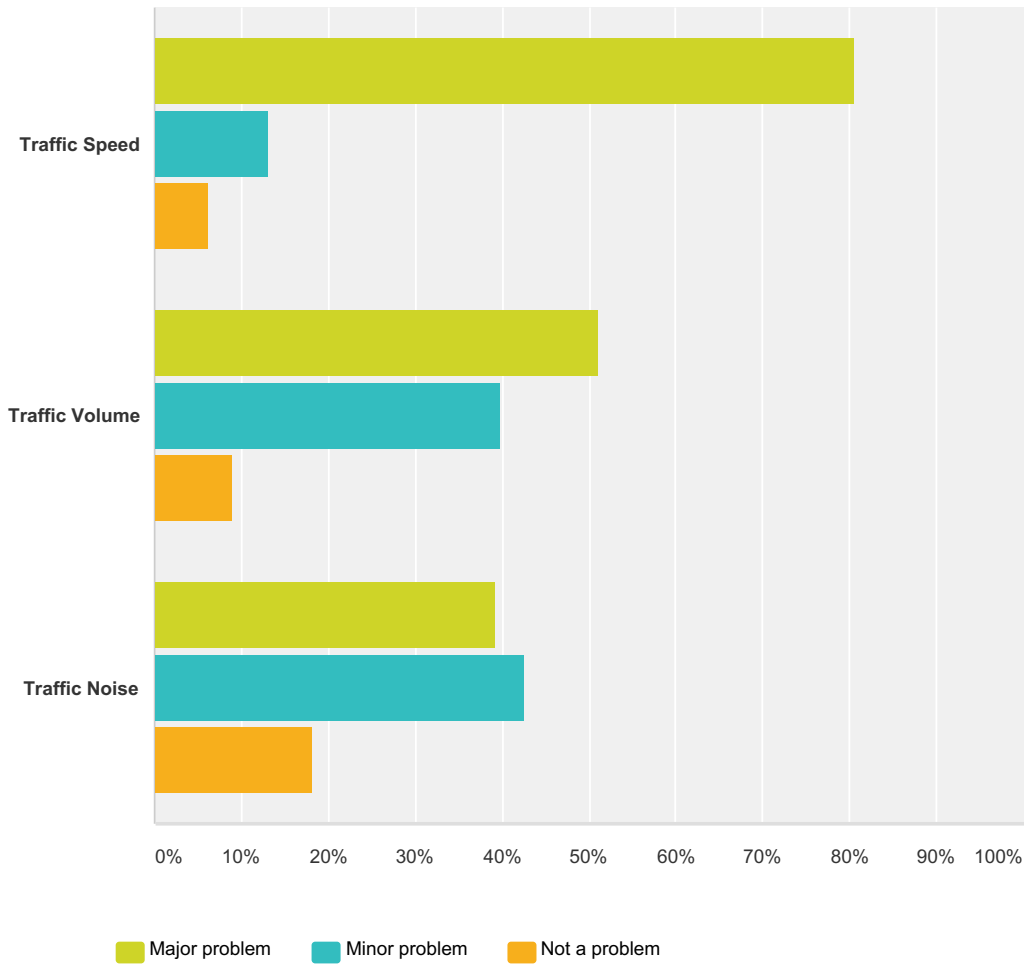
Answered: 254 Skipped: 6



	Major problem	Minor problem	Not a problem	Total
Traffic Speed	66.00% 165	16.00% 40	18.00% 45	250
Traffic Volume	36.28% 82	39.82% 90	23.89% 54	226
Traffic Noise	27.91% 60	33.02% 71	39.07% 84	215

Q26 Thinking of the parish as a whole, how much of a problem are the following issues? (please tick all that apply)

Answered: 254 Skipped: 6



	Major problem	Minor problem	Not a problem	Total
Traffic Speed	80.56% 203	13.10% 33	6.35% 16	252
Traffic Volume	51.07% 119	39.91% 93	9.01% 21	233
Traffic Noise	39.25% 84	42.52% 91	18.22% 39	214

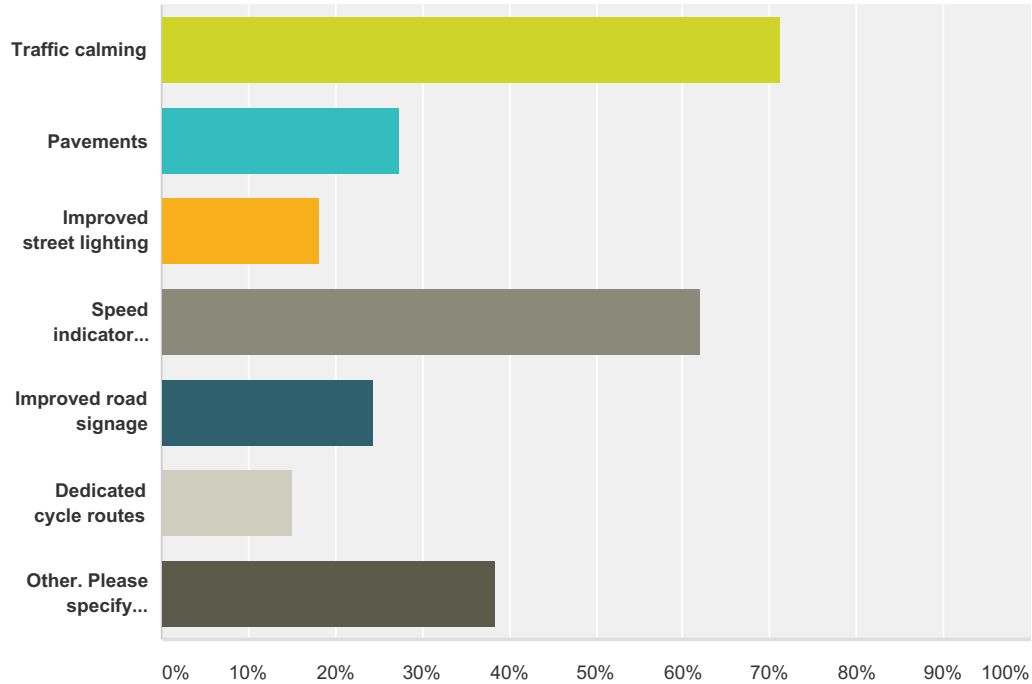
Q27 At what locations are you regularly concerned with road safety and what is the problem?

Answered: 229 Skipped: 31

Answer Choices	Responses	
Locations (please detail)	99.13%	227
Road safety problems (please give details)	91.27%	209

Q28 What of the following measures do you think might improve road safety?(please tick all that apply)

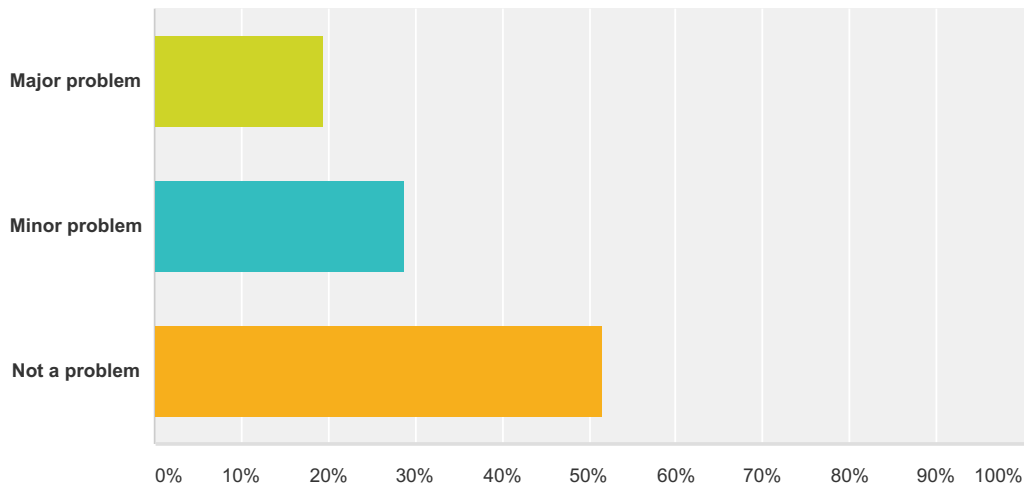
Answered: 253 Skipped: 7



Answer Choices	Responses
Traffic calming	71.15% 180
Pavements	27.27% 69
Improved street lighting	18.18% 46
Speed indicator devices	62.06% 157
Improved road signage	24.51% 62
Dedicated cycle routes	15.02% 38
Other. Please specify locations of road safety improvements and other comments	38.34% 97
Total Respondents: 253	

Q29 How much of a problem is car parking by others for you? (please tick)

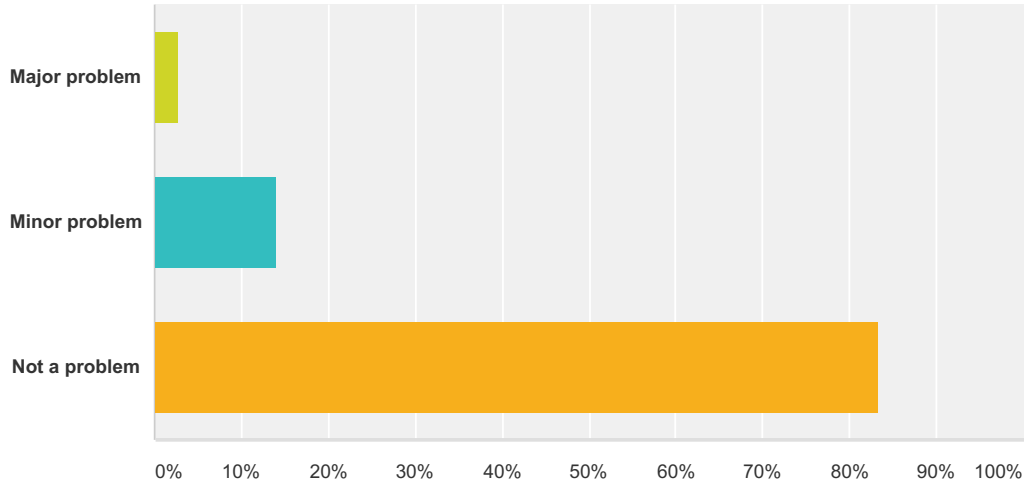
Answered: 246 Skipped: 14



Answer Choices	Responses
Major problem	19.51% 48
Minor problem	28.86% 71
Not a problem	51.63% 127
Total	246

Q30 How much of a problem do you have finding parking for your car? (please tick)

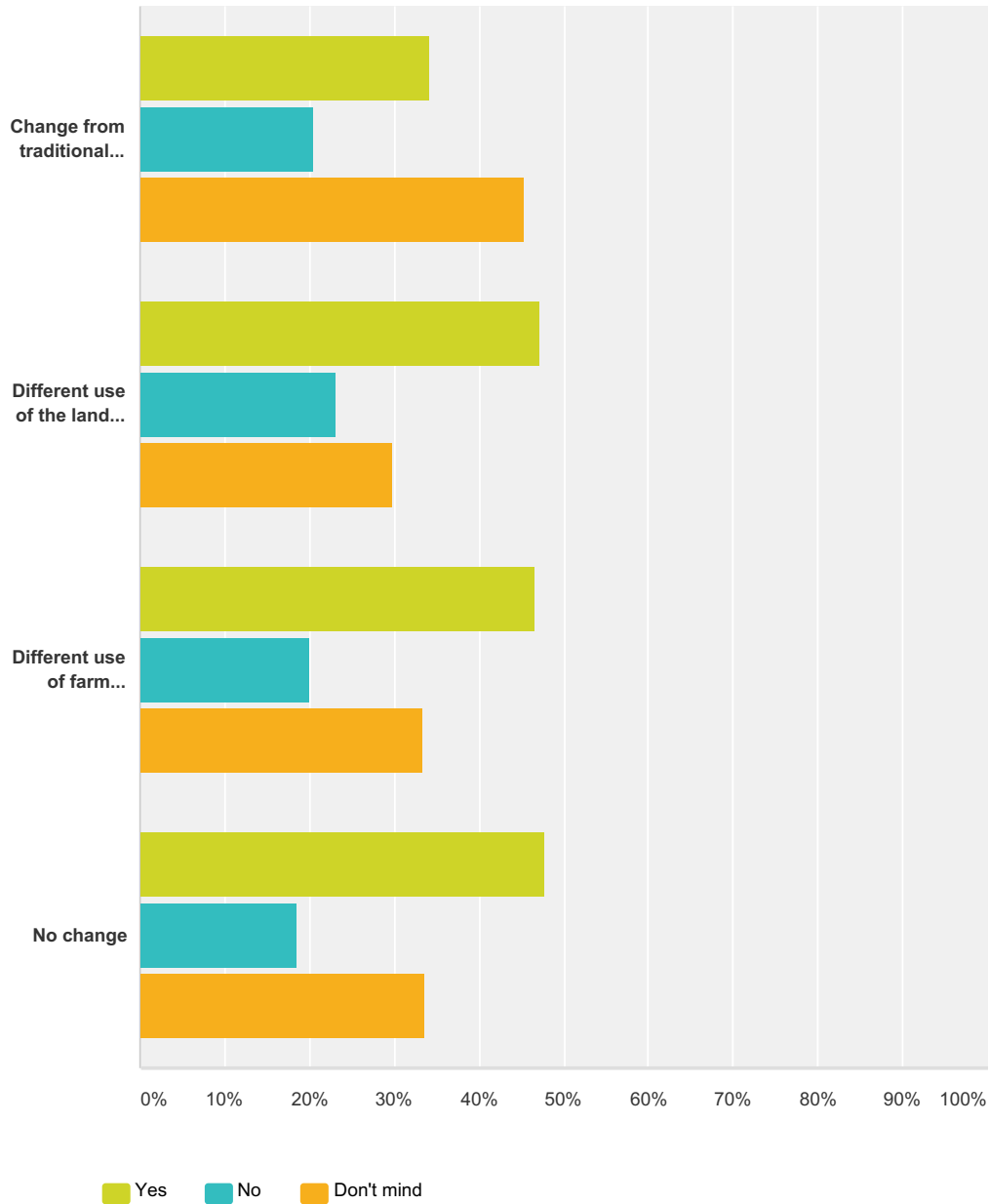
Answered: 251 Skipped: 9



Answer Choices	Responses
Major problem	2.79% 7
Minor problem	13.94% 35
Not a problem	83.27% 209
Total	251

Q31 Much of the land in the Parish is graded for agricultural use. Do you wish there to be policies that control the development of this land?

Answered: 254 Skipped: 6



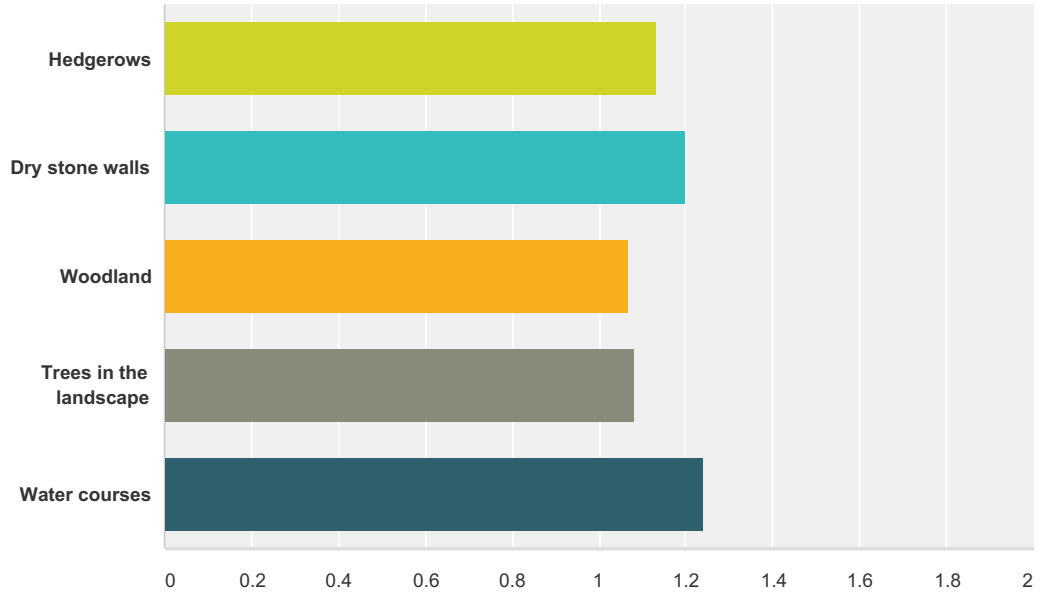
	Yes	No	Don't mind	Total
Change from traditional agricultural use to specialised agricultural use, e.g. poultry, exotic breeds, new crops, etc	34.22% 77	20.44% 46	45.33% 102	225
Different use of the land that is not agricultural (e.g. stables, livery, tourism, leisure)	47.11% 106	23.11% 52	29.78% 67	225
Different use of farm buildings for small businesses	46.58% 102	20.09% 44	33.33% 73	219

Neighbourhood Plan Questionnaire

No change	47.79% 54	18.58% 21	33.63% 38	113
-----------	---------------------	---------------------	---------------------	-----

Q32 How important to you are the following features in the landscape? (please tick all that apply)

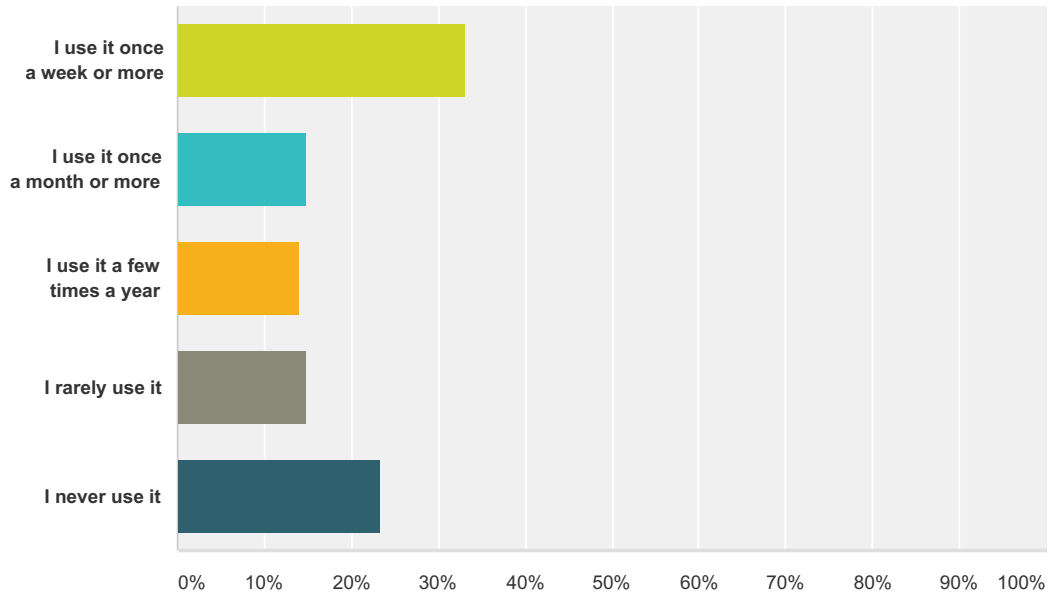
Answered: 255 Skipped: 5



	Very important	Not important	Don't mind	Total	Weighted Average
Hedgerows	92.43% 232	1.99% 5	5.58% 14	251	1.13
Dry stone walls	88.38% 213	2.90% 7	8.71% 21	241	1.20
Woodland	95.53% 235	2.03% 5	2.44% 6	246	1.07
Trees in the landscape	94.82% 238	2.39% 6	2.79% 7	251	1.08
Water courses	86.55% 206	2.94% 7	10.50% 25	238	1.24

Q33 Part of the Neighbourhood Area known as the Park Field is within Brackenfield Parish Council boundary. Do you use this area and if so, how do you use it and how often?

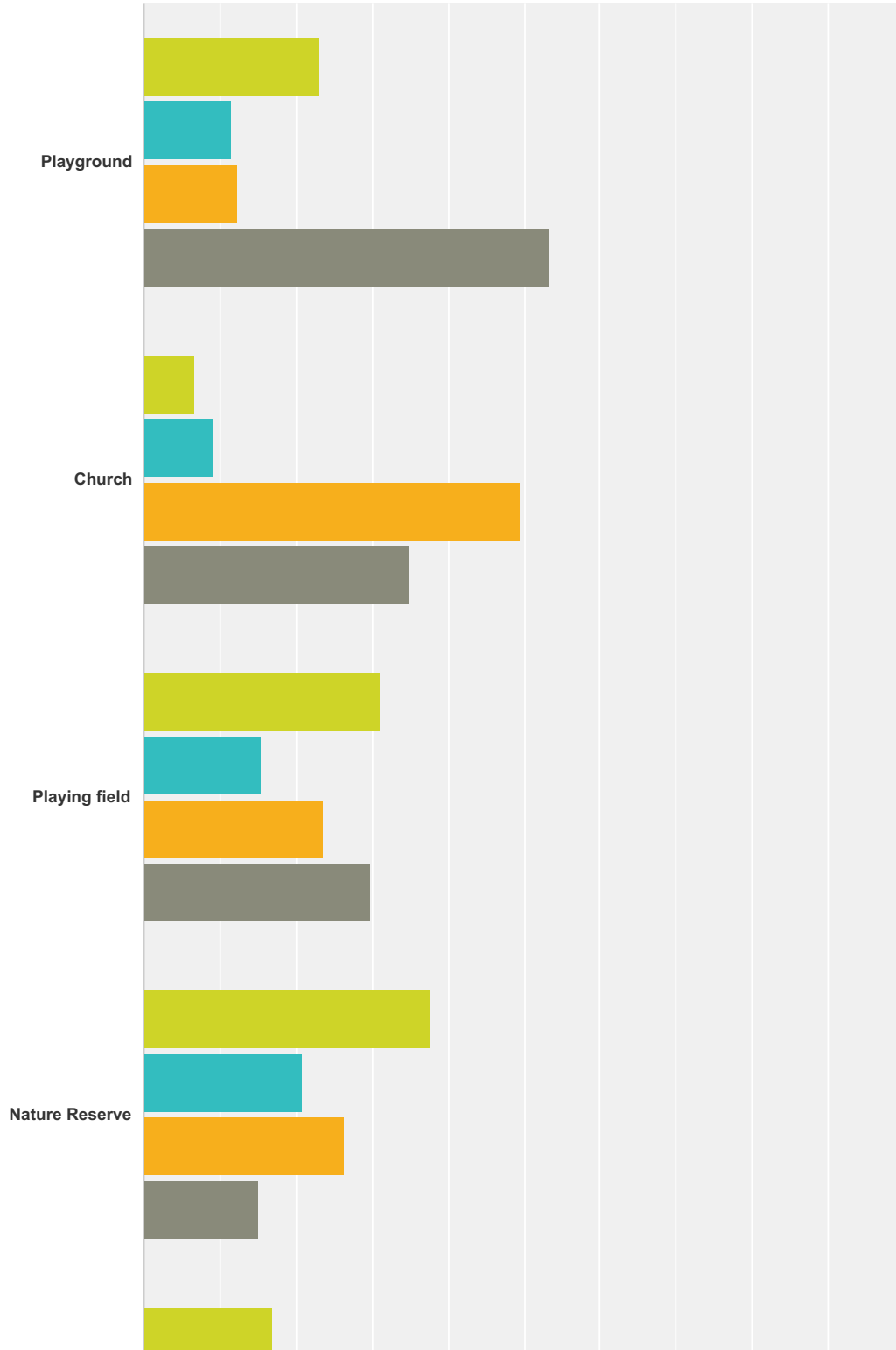
Answered: 244 Skipped: 16



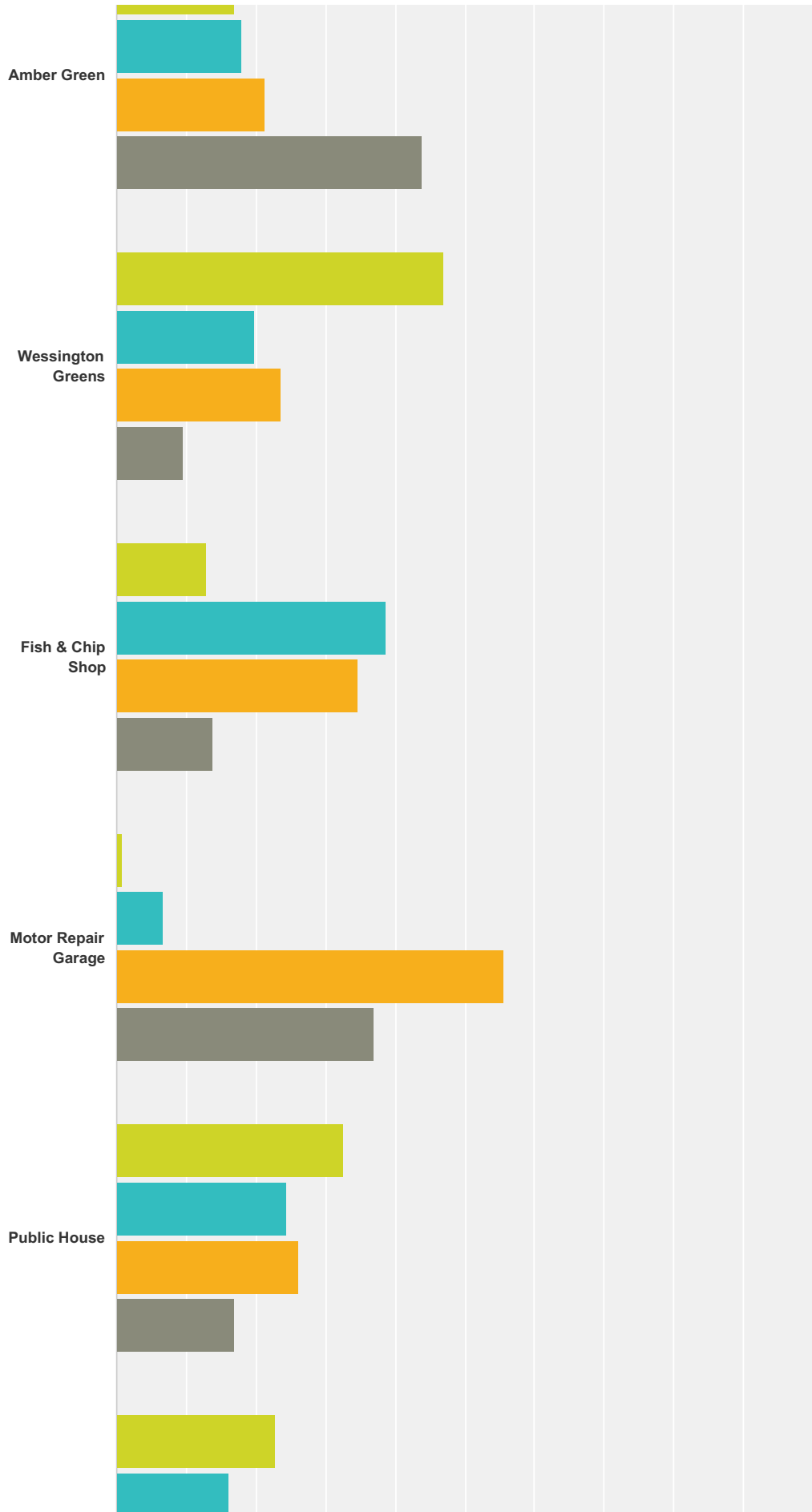
Answer Choices	Responses	Count
I use it once a week or more	33.20%	81
I use it once a month or more	14.75%	36
I use it a few times a year	13.93%	34
I rarely use it	14.75%	36
I never use it	23.36%	57
Total		244

Q34 How often do you (or your children) use the following facilities in Wessington Parish? (please tick all that apply and in the case of temporarily closed facilities, please state level of use before closure)

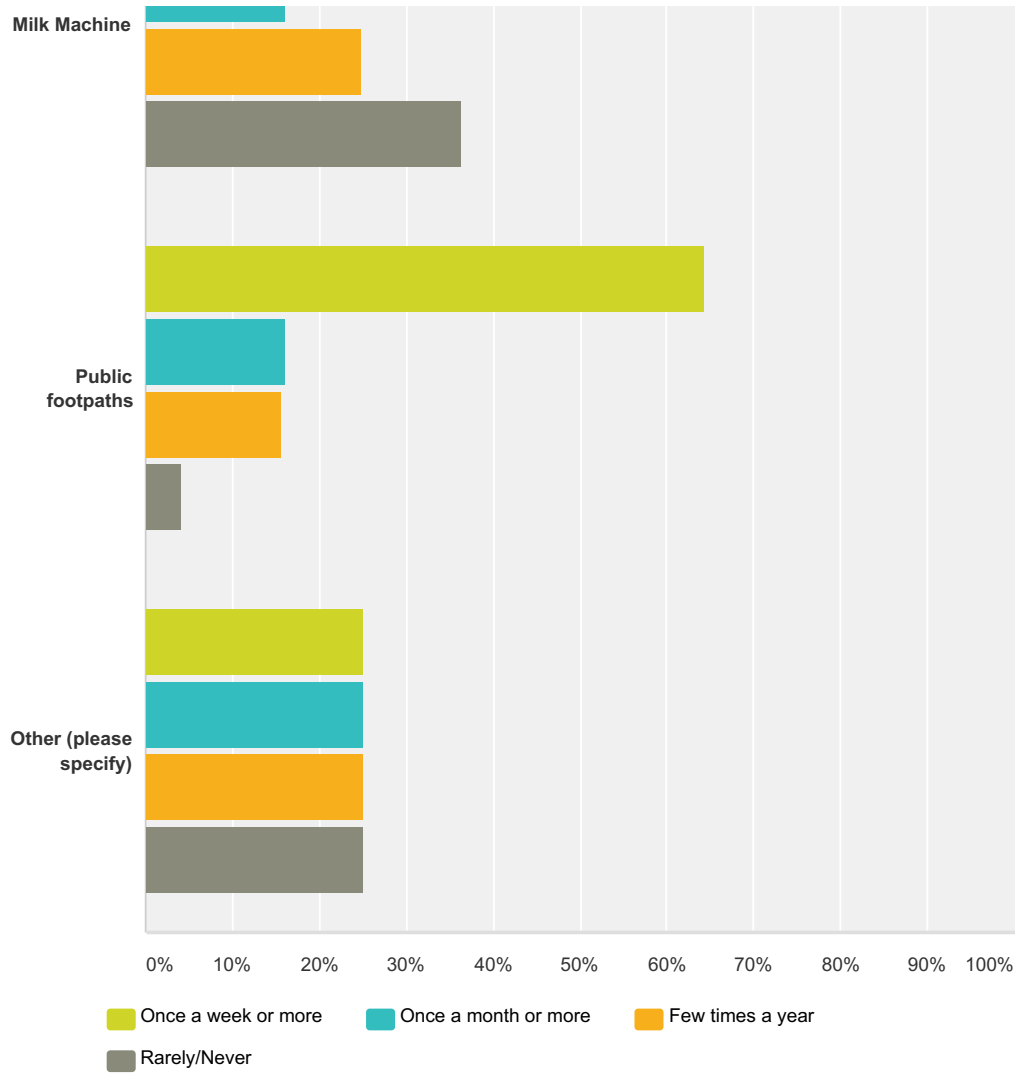
Answered: 258 Skipped: 2



Neighbourhood Plan Questionnaire



Neighbourhood Plan Questionnaire



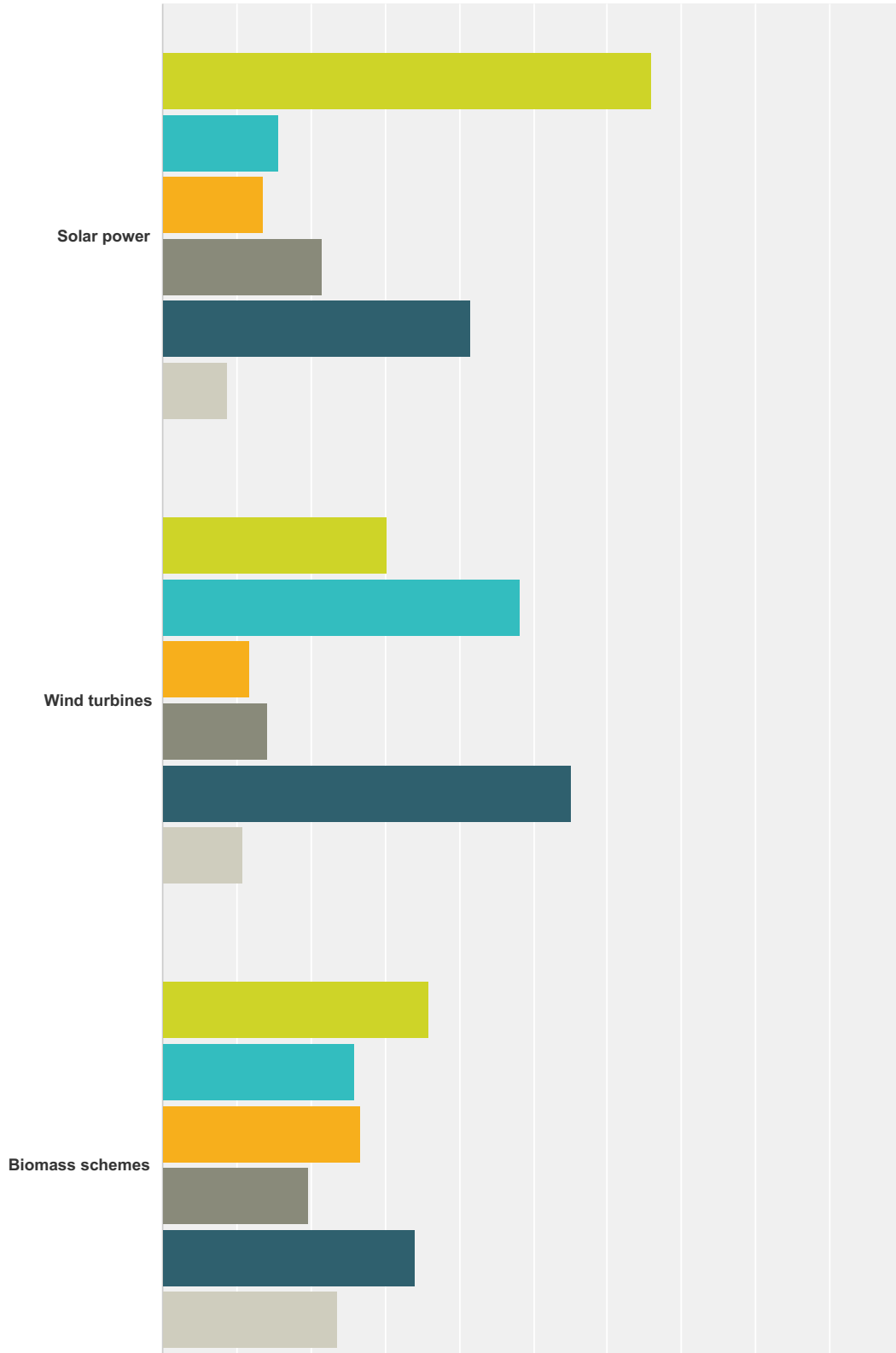
	Once a week or more	Once a month or more	Few times a year	Rarely/Never	Total
Playground	22.91% 52	11.45% 26	12.33% 28	53.30% 121	227
Church	6.64% 16	9.13% 22	49.38% 119	34.85% 84	241
Playing field	31.14% 71	15.35% 35	23.68% 54	29.82% 68	228
Nature Reserve	37.66% 90	20.92% 50	26.36% 63	15.06% 36	239
Amber Green	16.92% 34	17.91% 36	21.39% 43	43.78% 88	201
Wessington Greens	46.89% 113	19.92% 48	23.65% 57	9.54% 23	241
Fish & Chip Shop	13.01% 32	38.62% 95	34.55% 85	13.82% 34	246
Motor Repair Garage	0.85% 2	6.78% 16	55.51% 131	36.86% 87	236
Public House	32.61% 75	24.35% 56	26.09% 60	16.96% 39	230

Neighbourhood Plan Questionnaire

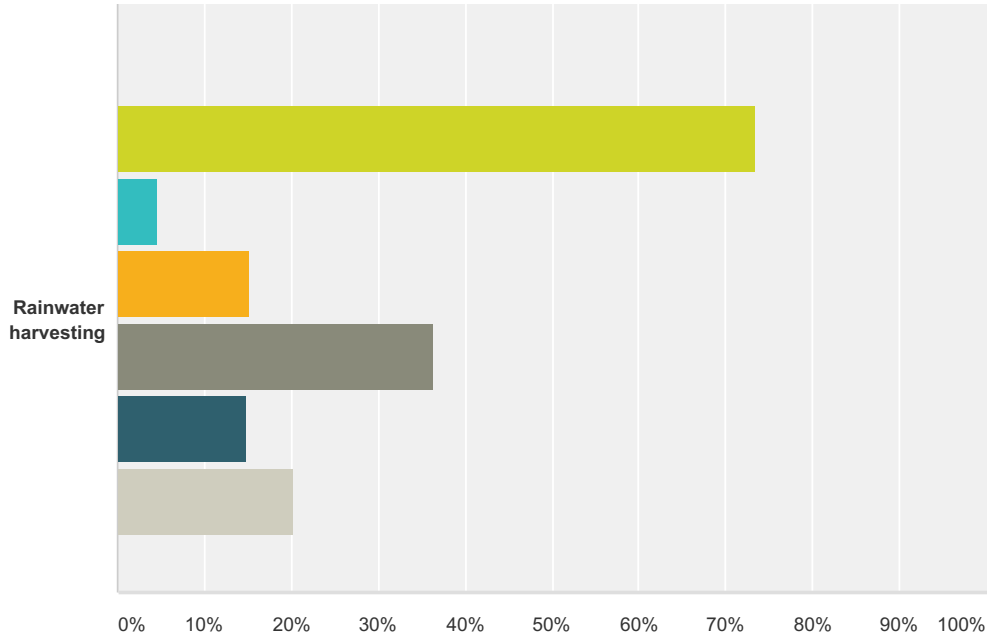
Milk Machine	22.71% 52	16.16% 37	24.89% 57	36.24% 83	229
Public footpaths	64.20% 156	16.05% 39	15.64% 38	4.12% 10	243
Other (please specify)	25.00% 1	25.00% 1	25.00% 1	25.00% 1	4

Q35 Do you support the use of the following energy sources on either a domestic or a larger scale basis in Wessington Parish? (please tick any that apply)

Answered: 253 Skipped: 7



Neighbourhood Plan Questionnaire

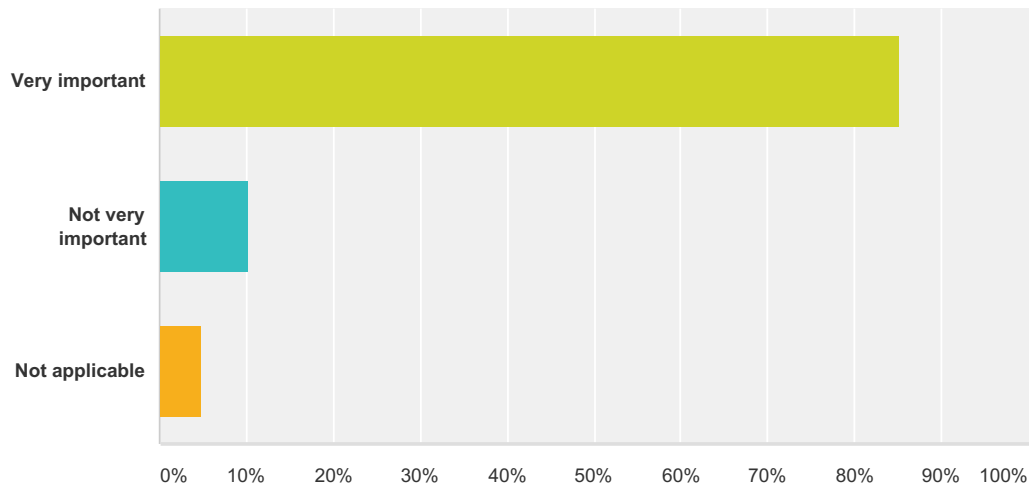


- Support for domestic purposes
- Don't support for domestic purposes
- No preference (domestic)
- Support large scale schemes
- Don't support large scale schemes
- No preference (large scale)

	Support for domestic purposes	Don't support for domestic purposes	No preference (domestic)	Support large scale schemes	Don't support large scale schemes	No preference (large scale)	Total Respondents
Solar power	66.00% 165	15.60% 39	13.60% 34	21.60% 54	41.60% 104	8.80% 22	250
Wind turbines	30.25% 72	48.32% 115	11.76% 28	14.29% 34	55.04% 131	10.92% 26	238
Biomass schemes	35.91% 79	25.91% 57	26.82% 59	19.55% 43	34.09% 75	23.64% 52	220
Rainwater harvesting	73.42% 174	4.64% 11	15.19% 36	36.29% 86	14.77% 35	20.25% 48	237

Q36 How important is broadband access to you?

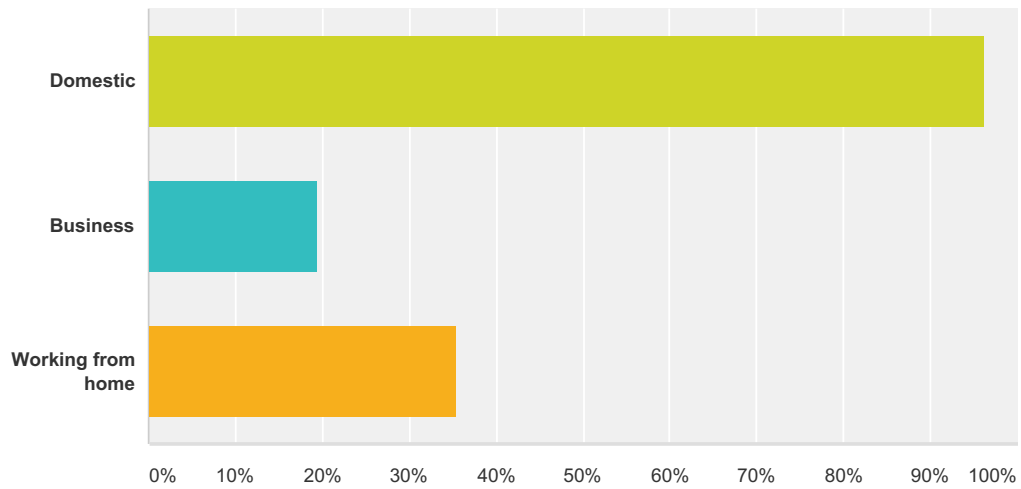
Answered: 255 Skipped: 5



Answer Choices	Responses
Very important	85.10% 217
Not very important	10.20% 26
Not applicable	4.71% 12
Total	255

Q37 For what purpose do you use your internet? (please tick all that apply)

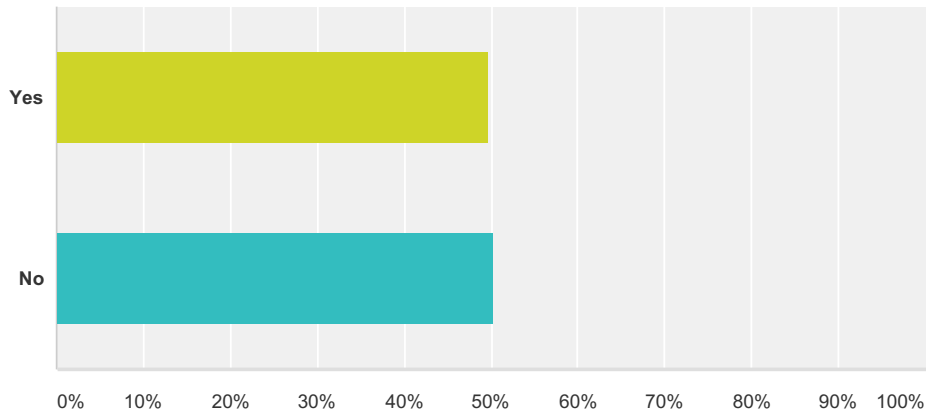
Answered: 237 Skipped: 23



Answer Choices	Responses
Domestic	96.20% 228
Business	19.41% 46
Working from home	35.44% 84
Total Respondents: 237	

Q38 Is the speed of your Broadband the limiting factor in your internet use?

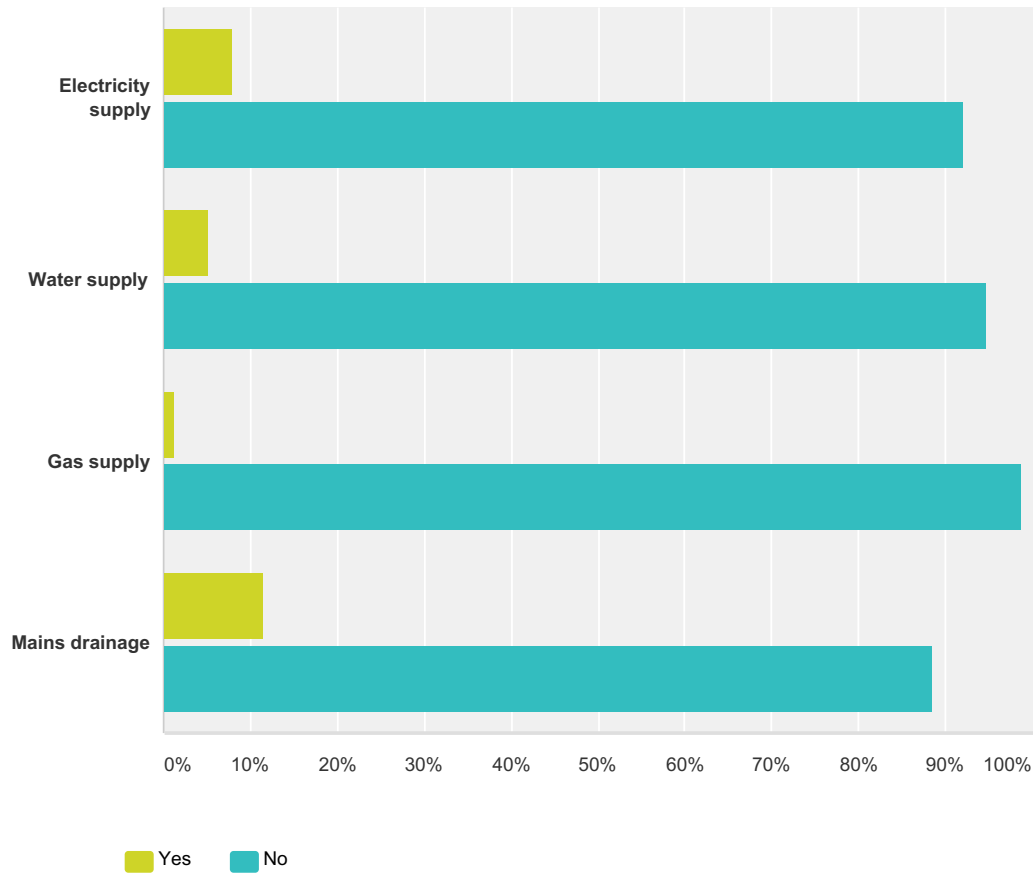
Answered: 242 Skipped: 18



Answer Choices	Responses	
Yes	49.59%	120
No	50.41%	122
Total		242

**Q39 Do you experience difficulties with the consistency of the following utilities?
(please tick all that apply)**

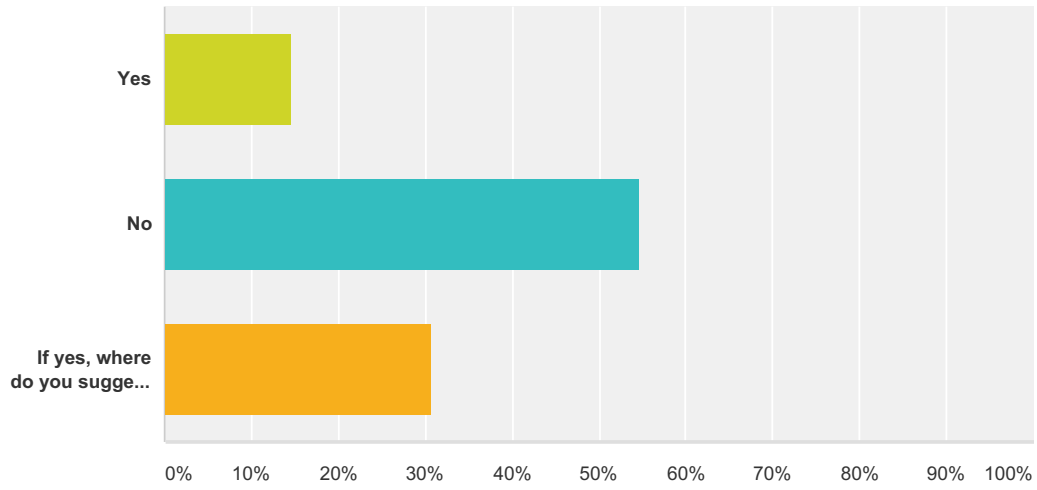
Answered: 255 Skipped: 5



	Yes	No	Total
Electricity supply	8.03% 20	91.97% 229	249
Water supply	5.22% 13	94.78% 236	249
Gas supply	1.27% 3	98.73% 234	237
Mains drainage	11.54% 27	88.46% 207	234

Q40 Do you think there is a need for allotments within Wessington?

Answered: 238 Skipped: 22



Answer Choices	Responses	
Yes	14.71%	35
No	54.62%	130
If yes, where do you suggest they are located? Please describe fully.	30.67%	73
Total		238

Q41 If you have any other comments about the Neighbourhood Plan or if you wish to expand on any of your earlier comments then please do so below (or write a separate letter to us - the more you say, the better!)

Answered: 62 Skipped: 198